



GRANITE XP REPORT CAPABILITIES

Observations by Inspections

SITE

Site ID	City	Address	Upstream Node	Downstream Node
T399-1106-4964	Los Angeles, CA	2494 Art Blvd.	MH-97-8326-49	MH-75-8749-16
Pipe Type	Pipe Shape	Pipe Height	Pipe Width	
ZZZ	C	18	18	

INSPECTION DATA

Planned Footage	Planned Date	Start Date	End Date
328	8/26/1983	8/26/1983	8/26/1983
Surveyed Footage	Status	Operator	Work Order No.
328	Canceled	Jim Smith	716-5288-0096
Reason	Weather	Condition	
REGULAR	BAD	SAT1	

OBSERVATIONS

Footage	Length	Clock From	Clock To	Code	Modifiers/Severity	Rating
8.00	0.00	0	0	START		
15.50		10	9	LAT		Lev 1
24.00		3	3	CAVITY		Lev 2
35.50	0.00	1	5	GROUTED		Lev 1
108.50		4	4	LAT		Lev 1
131.50	15.50	11	6	CRACK	SEVERE	Lev 1
177.50	34.00	8	8	CRACK	SEVERE	Lev 1
35.50	0.00	1	5	GROUTED		Lev 1

"The Standard of the Industry"




→ Granite XP includes robust Report Management capabilities. Reports can be generated and sent to a printer or another format such as an ODBC target, PDF, HTML or ASCII file. You can also e-mail reports directly from the application. Furthermore, you can register and use report templates from Crystal Reports.

GraniteXP Observation Report with Still Images

Main Asset ID: T399-1106-4964	Project Name: Inspections for Los Angeles Waters	Inspection Date: 8/26/1983	Weather: BAD	Operator: Jim Smith
Upstream Node: MH-97-8326-49	Downstream Node: MH-75-8749-16	Main Length: 328.00	Planned Footage: 328.00	
Comments: New Inspection Crew				

OBSERVATIONS

Distance	Length	Code	Reversed	Clock Pos.	Severity	Comment
8.00	0.0	START	0	0 / 0		
15.50		LAT	0	10 / 9		24
24.00	0.0	CAVITY	0	3 / 3		
35.50		GROUTED	0	1 / 5		26



108.50	0.0	LAT	0	4 / 4		
--------	-----	-----	---	-------	--	--



131.50	15.5	CRACK	0	11 / 6	SEVERE	32
--------	------	-------	---	--------	--------	----

➔ Using the Office edition of Granite XP, you can create reports for clients, browse for specific data, make corrections and also add projects, assets, and inspections. You can also create new report templates using the Report Wizard. This wizard will prompt you to select objects and properties to display in the report, grouping and sorting options, and the report layout. Based on the custom settings you select, the wizard will generate a report template and save it as a file.

TV Inspections by Projects

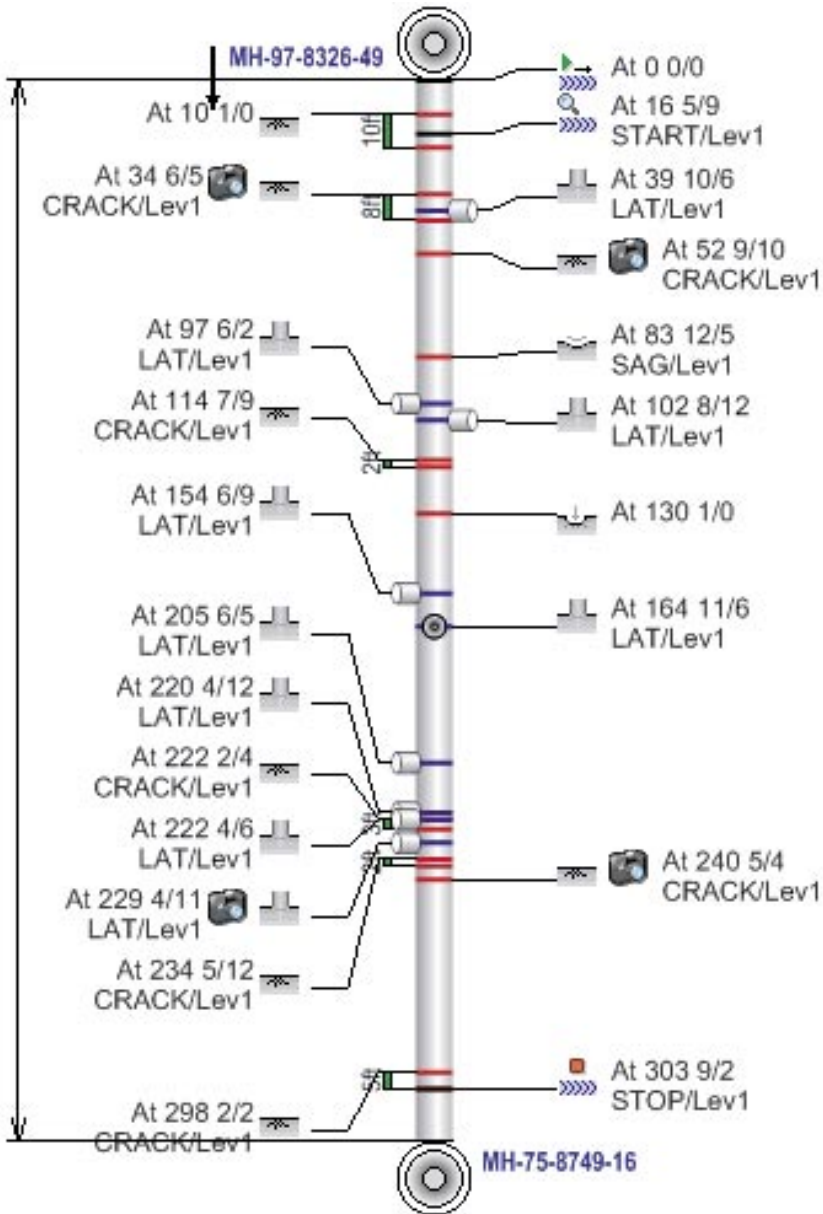
Project Name: <u>0778IL CITY OF BERWYN</u>	
Contractor Name: _____	
Client Name: _____	
Planned Date: <u>5/21/2001 12:54:51 PM</u>	Start Date: _____
Planned Footage: _____	End Date: _____
Status: _____ Canceled	Surveyed Footage: _____
Reason: _____	Operator: <u>GENE POSCHNER</u>
Weather: <u>Light Rain</u>	Work Order No.: _____
Condition: <u>Paved Asphalt</u>	
Comments: <u>FLOW IS WEST: REVERSE SETUP</u>	
Planned Date: <u>5/21/2001 12:07:32 PM</u>	Start Date: _____
Planned Footage: _____	End Date: _____
Status: _____ Canceled	Surveyed Footage: _____
Reason: _____	Operator: <u>GENE POSCHNER</u>
Weather: <u>Light Rain</u>	Work Order No.: _____
Condition: <u>Paved Asphalt</u>	
Comments: <u>FLOW IS WEST</u>	
Planned Date: <u>5/21/2001 11:09:44 AM</u>	Start Date: _____
Planned Footage: _____	End Date: _____
Status: _____ Canceled	Surveyed Footage: _____
Reason: _____	Operator: <u>GENE POSCHNER</u>
Weather: <u>Light Rain</u>	Work Order No.: _____
Condition: <u>Paved Asphalt</u>	
Comments: <u>FLOW IS SOUTH: REVERSE SETUP</u>	



Report Templates are used to define the content and look of a report. Most reports packaged with Granite XP will be represented as templates (in conjunction with report presets to set up filtering criteria). Each report template consists of a number of objects to be described. These objects are represented by a subset of their properties (report fields). Graphics and secondary fields can also be included. For example, values like averages or sums, sorting, and grouping.

TV Inspection with Pipe-Run Graph

Project Name: Inspections for Los Angeles Waters	Asset ID: T399-1106-4964	City: Los Angeles, CA	Address: 2494 Art blvd.	Surveyed Footage: 328
Planned Footage: 328	Pipe Width: 18	Pipe Height: 18	Pipe Type: ZZZ	Surface Condition: SAT1
				Direction: Towards Downstream



Report Presets are used to speed up day-to-day report operations like printing and exporting daily or weekly reports. In Granite XP, it is useful to specify persistent filters for daily or weekly reports and for selecting and generating several reports at a time. By specifying persistent filters for report templates and selecting and generating several reports at a time, report processing time can be shortened.


Lateral Inspection with Pipe-Run Graph

SITE DATA

Site ID	City	Address	Upstream Node	Downstream Node
P11-22	Orlando	9988 Main St	MAN11	MAN22
Pipe Type	Pipe Shape	Pipe Height	Pipe Width	Total Lateral Count
CAS	C	18	18	1

LATERAL AT 20.5

Lateral ID	Pipe Type	Pipe Shape	Pipe Height	Pipe Width	Clock position
P11-22 - 1	PE	C	6		3 O'Clock
Surveyed Footage	Status	Operator	Work Order No.		
39.5	Suspended	hEmployer1			
Reason	Weather	Condition	Start Date	End Date	
REGULAR	Light Rain	SAT1	6/2/2004		
Comments					



Report filters are a means of selecting only relevant information to be presented in a report. In Granite XP, Reports can be filtered by applying a Report Template to include user-defined information for the Report. You can create and modify a report filter for a report based on a template.

PACP Sewer Report

Surveyors Name Scoby Doo	and Certificate Number t-1234-5678	System Owner my owner	Survey Customer my customer	Drainage Area my drain area	Sheet No. 1
P/O No. my po number	Pipeline Segment Reference section178	Date 2003/05/15	Time 13:44	Locality my city	
Location (Street Name and Number) my street		Upstream Manhole Number 123B		Rim to Invert 444.4	Grade to Invert 222.2
Further Location Details my location details		Downstream Manhole Number 123A		Rim to Invert 111.1	Rim to Grade 666.7
Shape C	Material OB	Ln. Method FF	Rim to Invert 333.3	Use of Sewer SW	Flow Control D
Width 14	Pre-Cleaning J	Cleaned 2003/07/27	Grade to Invert 555.6	Direction U	Height 12
Purpose B	Weather 2	Location Code G	Total Length 28.0	Year Laid 1905	Year/Rehabilitated 1905
			Additional Information 123abc		

Grade	Amount of Structural Defects	Structural Segment Grade	Structural Pipe Rating	Structural Quick Rating	Amount of O&M Defects	O&M Segment Grade	O&M Pipe Rating	O&M Quick Rating	O&M Pipe Rating Index	Overall Pipe Rating	Overall Pipe Rating Index
1	0	0			0	0					
2	1	2			1	2					
3	1	3	15	5231	0	0	2	2100	2	17	3.4
4	0	0			0	0					
5	2	10			0	0					